



**Marinette County
4-H Newsletter
August, 2021**

Hello 4-H Families!

Summer is speeding by and the countdown is on to the fair! I know everyone is working very hard to prepare to show off just how much they were able to accomplish, despite everything that happened this past year! With all of this hustle and bustle be sure to take some time to reflect on the process and journey that led you to this point. I am so proud of our amazing 4-H programs, and I know all of you are also. Be sure to check out some different opportunities in the newsletter to show your 4-H pride!

With the end of the summer comes the beginning of the school year, and our new 4-H year. Start thinking about friends, family, and potential volunteers who may have some special skills to share, or an interest in learning new skills. Let's spread the word about 4-H!

Where is Chris Clover? Have you been taking him on any of your summer adventures? Be sure to share your photos for a chance to win some great prizes from the state office!

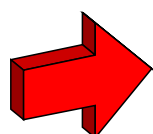
Have you been checking out the Wisconsin 4-H news? The state office is sending state-wide 4-H news and updates twice a month. Be sure to check your inbox for the most recent State 4-H Newsletter containing information on the following topics:

- Wisconsin 4-H Leadership Change
- Cedar Crest Ice Cream Flavor Creation Contest Winner!
- Fall Forum 2021 Sessions Needed
- 2021-22 4-H Charter Application Now Available
- Pen of 3 Carcass Competition
- Explore the Science of Plants: Botanical Box

Stay safe and healthy!

Hope to see you soon ☺

Aimee Elkins
4-H Program Educator
Marinette and Oconto Counties



MAKE SURE TO CHECK OUT THE INSIDE OF THIS ISSUE.

**IMPORTANT INFORMATION ABOUT THIS YEAR'S FAIR
THAT YOU NEED TO KNOW, PLUS MORE ...**

ASSOCIATION BOARD ELECTIONS SEEKING VICE PRESIDENT & TREASURER

Board elections were to be held during Achievement Day/Leader Recognition on Sun., July 11. Due to low turnout, elections have been postponed. Terms normally would have begun Jan., 2021. Association meetings are held at 6:30 p.m. on the 3rd Monday of every month (rotating locations) with the exception of Aug. & Dec. (no meeting). In addition to descriptions below, board member responsibilities include planning the annual 4-H calendar & annual budget & working with Extension Program Educator to determine 4-H policies and goals, determine training needs, make decisions about the county 4-H program and carry out other business of the Association. This is a great way to get involved!

Vice President: Presides in the absence of the President and takes care of all the President's duties during the absence.

Treasurer: Collects and cares for all money of the Leaders Association, including camp account. Shall pay bills of the Leaders Association as approved by the board of directors. Assists with budget planning.

4-H YARD SIGNS

We have 4-H yard signs available to purchase. The cost of the sign will be \$7. (Checks will be made out to Oconto County.) If you are interested in a sign, please e-mail nservais@marinettecounty.com or call 715-732-7514 by **Monday, August 16**. Please leave a message with your information, if no one answers.

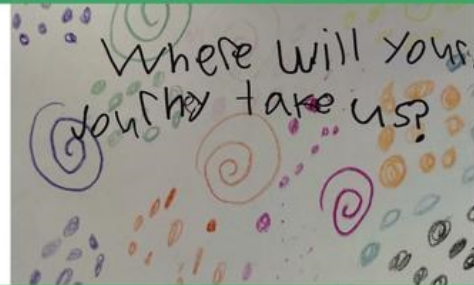


CHRIS CLOVER CHALLENGE

Hey Wisconsin 4-H! Who's ready to move "Fourward Together"? We have a fun summer challenge for you! Let's take Chris Clover on a journey this summer and show the world how we live out the Wisconsin 4-H Movement in Wisconsin! We need you to print a copy of Chris Clover (already in color, or for you to add your own creativity), take pictures of your 4-H adventures with Chris Clover, and submit your images to be entered into drawing to win one of 4 great prizes. More Information can be found at wi4h.org and by watching the video!

<https://youtu.be/7oOnGJfbZzQ>

Where will your JOURNEY take us?



Chris Clover and the WI 4-H Movement!

**SAVE THE DATE—NOVEMBER 6, 2021—FALL
FORUM, GREEN LAKE CONFERENCE CENTER**

COUNTY 4-H RAFFLE

If members need more tickets to sell, the Extension office has more available. Please make sure to let Barb Koslosowski know what your club is donating for the raffle. May do more than one per club but just need to let her know what each club is giving. Any questions call Barb at 715-927-5213.



**"4-H IS A COMMUNITY OF YOUNG
PEOPLE ACROSS AMERICA WHO
ARE LEARNING LEADERSHIP,
CITIZENSHIP AND LIFE SKILLS"**



FAIR NEWS

MEAL TICKET INFO FOR FOOD STAND

Meal tickets are \$40. Only youth exhibitors (including FFA) and leaders will be able to purchase meal tickets. Parents of the youth exhibitors will not be able to purchase them unless they are leaders.

Please make checks payable to: Marinette County 4-H.

- Breakfast will be served from 7:30-10:30 am at the south window by the soda. Cold cereal, boiled eggs, milk & fruit will be served for breakfast only. “Breakfast” is for breakfast only.
- Lunch and dinner also will need to be used on the same day assigned. They will need to be used up by 9:00 pm of that day and 4:00 pm on Sunday. NOTE: There will be NO sharing of meal passes.

FOOD STAND DONATION LIST

The following items are still needed:

Grape Jelly	Elbow Noodles—3 Lg. Boxes
Strawberry Jam	Chili Powder—Lg. Container
Lg. Jar Peanut Butter	6” Plates—600
Ketchup—20	Styrofoam Bowls—900
Nacho Trays—700	Styrofoam Cups—400
Hand Soap—4	Deli Paper—3 boxes
Spoons—600	Hot Chocolate Mix—2 or 3 Large Cans
Forks—1,200	\$ Toward Cookware Purchase
2 ½” Masking Tape	

The Food Stand Committee asks each club to make a donation to the Food Stand. Please give your donation to Lisa Witak . Contact Lisa with questions at 715-938-4099 or lwitak@yahoo.com



FOOD STAND HELP NEEDED

The Food Stand Committee is looking for a person (teen or adult) to help in the food stand kitchen at the Fair. This position would be a cook’s helper and is a paid position. Contact Anne Biernasz at Biernasza@yahoo.com if interested.

4-H FOOD STAND AT THE COUNTY FAIR GUIDE-LINES AND HELPFUL TIPS FOR MEMBERS & VOLUNTEERS

Thank you for working at the 4-H Food Stand! The food stand is a main fundraiser for our 4-H program in Marinette County. Money earned is used to help fund trips, educational events, training for leaders & volunteers, awards and recognition, scholarships and more. We depend on this event to keep our 4-H programs going strong!

Club Requirements

4-H is a family program. 4-H members, their parents, and other adult volunteers are expected to help their club in the 4-H food stand.

- ◆All 4-H clubs are required to work at least one shift during the fair. Larger clubs (with 10 or more members age 10+) are asked to work 2 shifts. Shifts are listed in the June & July 4-H newsletter. Clubs sign up for a shift by calling the Extension Office. Shifts are taken on a first-come, first served basis.
- ◆Each club must supply at least 4 adults to serve in the following roles: 1) cashier, 2) kitchen helper, 3) assist wait staff & other youth workers, 4) assist where needed
- ◆Any club who does not have 4 adults should contact the food stand manager right away to arrange for additional help for your shift
- ◆Clubs who meet requirements will receive \$100 per shift worked

Club Member and Volunteer Requirements

- ◆All members (3rd grade and up) are expected to work at least one full shift in the food stand.
- ◆It is suggested that a parent/guardian from each family volunteer during the club shift.
- ◆Members purchasing meal passes or participating in county-sponsored events or activities are required to

work at least one full shift and are encouraged to do more.

- ◆Members who (for whatever reason) are unable to work at the fair food stand, please contact the 4-H Office or the Food Stand Manager, Anne Biernasz prior to your shift for an alternative volunteer opportunity.
- ◆Additional volunteers (members, parents & adult volunteers) are also needed for cleaning & set up the Sat. before the fair & Wed. of the fair. Clean up & take down help needed the Monday after the fair. These are optional shifts & are in addition to the required shifts.

Working in the Food Stand

Some policies are in place because we deal with food and some because we are representing 4-H and want the public to have a good image of 4-H.

What to wear:

- Everyone must wear a hat or hair net
- Long hair must be pulled back
- 4-H t-shirt or other sleeved shirt
- Comfortable shoes (closed toe)

What NOT to wear:

- Flip flops (lots of toe obstacles for toe injuries)
- Short shorts or skirts (there is a time and place for everything)
- Shirts that advertise alcohol, drugs or tobacco

Upon Arrival:

- About 10 minutes before your shift begins, gather with other club members at the back door of the 4-H food stand
- The food stand manager will give you brief directions and check to make sure everyone complies with the state required dress code. Aprons provided.
- Sign in—everyone who volunteers needs to list their name and club name

During Your Shift:

- Be prepared to work the entire shift. No eating or drinking during your shift.
- A large cooler of water and drinking cups will be provided. This is the only beverage that will be allowed

during your shift. Throw your cup and any other trash away when leaving your shift.

- Be polite. Ask questions if you have them. The food stand manager is there to help you.
- Have fun! Volunteering in the food stand is a great experience and something good to put on your resume or application.

Thanks for your assistance! We look forward to seeing you at the fair.

Marinette County 4-H Food Stand Committee

FACE TO FACE JUDGING

Face-to-face judging provides an opportunity for the youth to communicate with the judge (one-on-one) on details of his or her exhibit. This judging style gives the judge the opportunity to directly ask questions. It provides an opportunity to understand why the exhibit was selected for construction, if there were any problems with it & tools used to create the exhibit. The judge can then use this discussion to decide the placing.

ATTENTION ANIMAL EXHIBITORS

- When entering your animal for the Fair, also list a non-animal exhibit or poster in that particular project, in case your animal gets sick so that you can still have something entered.
- If you are showing two or more different animals, talk to the Superintendents involved so that classes can be adjusted for everyone to exhibit.
- If you are a dairy, livestock &/or horse exhibitor, please remember to keep trash out of the manure at the Fair. This inc. cans, paper cups, twine, wire, medication containers & needles. Please use the trash barrels in the barns.

CLOVERBUDS

These young members do not need to submit entry forms to show at the Fair. They do need to fill out a 3"x5" card w/name, age, club, & item being entered, and take it to the Clothing Bldg. Cloverbuds will have face-to-face judging on Wed., Aug 25, noon-8 pm, or you can drop off the items without seeing the judge. Cloverbuds may enter up to eight items.

YOUTH CLUB FLOWER DISPLAYS

An entry consists of two pots with flowers planted in them. Each club may have one entry. They will be judged on Wed., Aug. 25.

IMPORTANT - PREMISE ID INFORMATION

For several of the animals to be shown at the Fair, a premise id number is required. For info, visit: https://datcp.wi.gov/Pages/Licenses_Permits/Animals.aspx or <https://wiid.org/>

IMPORTANT CHANGE IN DATES/TIMES FOR BRINGING EXHIBITS

All non-animal exhibits will be entered on **Wed., Aug. 25**, between the hours of noon and 8 pm. Face-to-face judging will take place during this time for junior fair entries. All animals will be brought to the Fair on **Thurs., Aug 26**, between the hours of 9 am and noon. Remember, you will pick up your tags on that Wednesday at the main office on the Fairgrounds to affix them to your items.

VET SCIENCE, EXOTIC ANIMALS, DOG, CAT, POCKET PETS (NOT RABBITS)

Dogs, caged birds, guinea pigs, hamsters, and cat projects will be judged face-to-face the Saturday before the Fair, on **August 21**, at the Fairgrounds.

CAMPING NEAR THE FAIRGROUNDS

4-H families wanting to camp during the Fair may call the Village Clerk at 715-856-5341 to camp at Evergreen Park, in Wausaukee. The park is across the creek on the north side of the Fairgrounds.

PREPARING YOUR ITEMS TO EXHIBIT

Be sure to read the rules in the Fair premium listing. Entry tags need to be securely attached before judging. Remove and keep the bottom part of the entry tag. It is used as a claim check to pick up your items on Sunday at 5 p.m.

REVIEW OF GUIDELINES IN PREMIUM BOOK

If the exhibitor is not present for face-to-face judging, he or she may be judged down one placing. If an exhibitor has a "valid reason" as to not being able to attend face-to-face judging, another family member may walk through with the exhibit. Write a note giving the "valid reason," which must be signed by both the parent and the exhibitor's general leader and send to Nancy. If excused, exhibitor will not be judged down. Guidelines for wrong entry: Any Junior Fair exhibit entry with wrong department number OR wrong class number OR wrong lot number is classified as a wrong entry. **WRONG ENTRIES MAY BE JUDGED DOWN ONE PLACING...AT THE DISCRETION OF THE JUDGE.**

REMEMBER...READ and FOLLOW all requirements for preparing your exhibit at the Fair. Each department has their specific requirement, which must be followed. NOT following the requirements affects the placings of exhibits.

EXHIBITS LEFT AT THE FAIR

If you are unable to pick up your 4-H exhibits at the Fair, please ask a friend or another family to pick them up for you. The Extension Office will NOT be responsible for picking up exhibits left at the Fair.

REMEMBER FAIR BOARD POLICY FOR EXHIBITORS

Once in place, any exhibit removed from the Fairgrounds prior to the end of the Fair, without prior approval from the Fair Board of Directors or upon veterinary advice, that exhibitor will be barred from exhibiting the remainder of that Fair and the next two (2) annual fairs.

COGGINS TEST REQUIRED FOR HORSES

All horses must have the current calendar year Coggins test to exhibit at the county fair and state horse show.

Horses showing any symptoms of contagious or infectious disease will NOT be permitted to exhibit. Check other rules and regulations in the Fair Premium List.





DON'T FORGET THE VIRTUAL LEARNING COMMUNITY

The site shows you all currently scheduled VLC events and opportunities offered through the Virtual Learning

Community and our partners. If you

would like to see a calendar of all 4-H/Extension opportunities, please view it at

<https://4h.extension.wisc.edu/virtual-learning-community/>. If you see an event you are interested in,

click on it for more information.

RECORD BOOK PROCESS & DATES

The purpose of a record book is to: 1) set goals for yourself; 2) share and record what you've learned; 3) reflect on accomplishments or give thought to how you may or may not do something differently next time. It is also the current way to apply for several county-wide awards. Record books are not associated with fair checks in any way. Please see the attached "My Record Book Guide" and "Record Book Check Sheet." Be careful to include all activities you participated in.

Merit in a project is achieved by going above and beyond, such as giving a talk or demonstration on the topic or helping others learn the project by providing education or help. Upon completion of your record book, turn it into your club leader. He or she will complete the Record Book Check Sheet or you can complete it together.

Record Book Due Date & Judging Schedule: Record books are due to your club general leader at a date he or she specifies. General leaders must have record books (with completed 4-H Member & Leaders Record Book Check Sheet and "Marinette County 4-H Award Nominations" sheet [given to leaders in club fair packet]) to the 4-H Office by 5:00 p.m. on Tues., October 5th. If you are judging, books may be brought in with you on Thurs., October 7th. Judging begins at 5:00 (or whatever time you can attend) in the Resource Center Conference Room. One leader or parent from each club is asked to help with judging. Pizza will be provided by the 4-H Leaders Assoc.

RECORD BOOK COVERS AND SHEETS

Covers are available in the 4-H Office for \$1. If you have not received one, your first record book cover is free. Record book sheets can be found at: <http://marinette.uwex.edu/4-h-youth-development/4h-forms/>

2021-22 PROJECT YEAR BEGINS OCT. 1

Our new enrollment year for 2022 begins on October 1.

Members and leaders must re-enroll each year by November 30. Regular members must be in 3rd gr or older.

Cloverbuds (children in 5K through 2nd grade) should be listed in your club enrollment. Cloverbuds can participate in club activities. They can exhibit at the County Fair, only in the Cloverbud category, and do not receive premiums.

Re-enrollment deadline is November 30, 2021.

*New members can join at any time, but must enroll by May 1 to enter in the Fair.

*May 1 is also the deadline to add or drop projects.

*You must be enrolled in a project in order to exhibit at the Fair in that project.

We hope that your 4-H club will have a special promotion to tell the benefits of 4-H in your respective communities this fall. Invite your friends to join!!

4-H TRIPS

Teens interested in attending trips should fill out the Marinette County Sponsored Event Application. Due Oct. 1. Will be interviewed at October Leaders Association Meeting. All information regarding age requirements and trips will be included in the leaders packet at the Fair. Following that, applications are due Feb. 1.

PLEASE REMEMBER TO SAY "THANK YOU"

Remember to say thank you to your award sponsors and to acknowledge all awards received, whether received at the County Fair, Achievement Day, or throughout the year. Sponsors give because they believe in 4-H and in you the youth!!! Let's show them we appreciate their efforts and give them a word of thanks.

SAVE THE DATE: DECEMBER 5TH IS THE TENTATIVE DATE FOR THE 2021 ACHIEVEMENT DAY

OUTSTANDING CLUB AWARD

The Outstanding Club Award will again be using the paper application that was utilized several years ago. Award criteria includes: leadership, activities and community service participation, meeting structure. The applications are due to the 4-H office no later than October 15. Forms will be included with the club packets distributed at the Fair. Awards will be given out during our annual achievement event.

■ Please return to the Extension Marinette County Office, 1926 Hall Ave., Marinette WI 54143.

4-H FOOD STAND SIGN-UP SHEET

Name of Club: _____

Number of Workers: _____

Contact Person: _____

Telephone No. _____

List adults who will be working the shift: _____

URGENT

SHIFTS

*There will still be the shift on Saturday before the Fair. Badger Buds _____

***LOOKING FOR A FEW VOLUNTEERS TO HELP WORK ON WEDNESDAY, AUGUST 25, AS THE FOOD STAND WILL BE OPEN DURING EXHIBIT TIMES WITH A LIMITED MENU.**


PERSON(S) ABLE TO WORK ON WEDNESDAY: (PLEASE INCLUDE CLUB AND CONTACT #):

<u>Thursday, August 22</u>	<u>Friday, August 23</u>	<u>Sat., August 24</u>	<u>Sun., August 25</u>
10:45 am to 2:45 pm <u>EOTT</u>	10:45 am to 2:45 pm <u>PR</u>	10:45 am to 2:45 pm <u>FG</u>	10:45 am to 2:00 pm <u>MIM</u>
2:30 pm to 6:30 pm <u>BFLC</u>	2:30 pm to 6:30 pm <u>MGG</u>	2:30 pm to 6:30 pm <u>GO</u>	1:45 pm to close (5) <u>KK</u>
6:15 pm to 10:00 pm <u>MGG</u>	6:15 pm to 10:00 pm <u>_____</u>	6:15 pm to 10:00 pm <u>BB</u>	

REMEMBER the 4-H Fair Food Stand is one of the main sources of income for 4-H. Each club must sign up for at least one shift. **Clubs with 10 or more members over the age of 10 need to sign up for two (2) time shifts (younger kids can work during both shifts).** All regular members are expected to work. One teen or adult is needed to help in the kitchen. Each club should have two adults to work with their members. Clubs with only young members and/or few members should sign up for the early morning shifts or work with another club. **LARGER CLUBS ARE ASKED TO TAKE BUSIER SHIFTS, FRIDAY & SATURDAY.** Clubs NOT signing up for a shift will be assigned a shift that has been left vacant. Below, please list your first, second and third choice. Be sure to list both the day and time shift. The times scheduled will be on a first come, first served basis.

1st Choice: _____ 2nd Choice: _____ 3rd Choice: _____

If you need to share a shift with another club, state that: _____



An EEO/AA employer, University of Wisconsin-Madison Division of Extension provides equal opportunities in employment and programming, including Title VI, Title IX, the Americans with Disabilities Act (ADA) and Section 504 of the Rehabilitation Act requirements.

Como empleador que brinda igualdad de oportunidades en el empleo y acción afirmativa (EEO/AA, por sus siglas en inglés), la University of Wisconsin-Madison Division of Extension, proporciona igualdad de oportunidades en el empleo y en sus programas, incluyendo los requisitos del Título VI, Título IX, y de la ley federal para personas con discapacidades en los Estados Unidos (ADA, por sus siglas en inglés) y los requisitos de la Section 504 del Rehabilitation Act.



Marinette County 4H Shirt Order Form



Design will be on the front of the shirt

Show your
Marinette County
4H Pride!



Let's celebrate the
end of a challenging
yet successful year as
we move fourward
together!



PC54 Adult
PC54Y Youth
Small – XL \$10.00
2XL – 4XL \$14.00



PC54LS Adult
PC54YLS Youth
Small – XL \$12.00
2XL – 4XL \$15.00



PC78H Adult
PC90YH Youth
Small – XL \$20
2XL – 4XL \$25

Style	Adult or Youth	Size	Quantity	Total
			Total	

Please return the order form to nancy.servais@wisc.edu or call 715-732-7514 with your order by September 15th. Payment will be collected at the time of delivery.

*Depending on the quantity ordered, prices may vary.



Learn the Language

4-H uses terms that may be unfamiliar or used differently than what you've experienced in other places. Some of those words are explained here, but there may be some more terms you hear that aren't listed. Don't be afraid to ask your club leader if you're not sure what something means. The number next to each **bolded** word corresponds to the answer in the crossword puzzle on the opposite page.

4-H words you might hear in your **Club**

A 4-H **club**¹¹ is made up of youth **members**³ and caring adult volunteers who meet regularly. Clubs typically conduct business, serve the community, and have fun! Clubs can also be school-based, afterschool or have a project area focus. A **Cloverbud**¹¹ is a 4-H member in grades K-2. All clubs have at least one adult club **leader**¹⁰ who works with youth leaders to guide the group. 4-H clubs often do **community service**² projects to make a difference in their community. Some clubs also have their members track project progress throughout the year (and their 4-H career) through a **record book**¹. Clubs may also encourage members to give a **demonstration**⁶, where they teach a project-based skill to other members.



Credit: Ben Hoppe



Credit: Alyssa Zirbel

4-H words you might hear across your **County**

County 4-H programs offer opportunities for youth such as project days, camps, and more. For many 4-H members, one of the highlights of the year is showcasing their hard work at a local **fair**¹⁷. At the fair, members enter their project as an **exhibit**⁸. Many counties also have a **Leaders Organization**¹⁶ made up of adult volunteers and youth leaders. This group provides education, raises funds, and promotes 4-H throughout the county. The organization is usually known as a Leaders Federation, Leaders Association, or Leaders Council.

4-H words you might hear across **Wisconsin**

In 1914, the Smith-Lever Act established a partnership between the USDA and land-grant institutions. In 1890, it expanded to include historically black colleges and universities, and in 1994 added tribal colleges. This partnership is known as Cooperative **Extension**⁷. In Wisconsin, Extension is a division of UW-Madison and is home to the Wisconsin 4-H program. UW-Madison employs a county **4-H educator**⁴ who leads and coordinates the county's 4-H program. Wisconsin 4-H uses the web platform, **4-H Online**,⁹ to keep in touch with 4-H members. On this website, members can also enroll in an **educational experience**,¹⁹ which is an educational travel opportunity organized by the state 4-H office.



Credit: Ben Hoppe

4-H words you might hear across the **country**


The 4 H's are **Head**⁵, **Heart**¹⁴, **Hands**¹⁵, and **Health**¹⁸. These are all part of the 4-H **Pledge**,¹² which is usually recited at the beginning of meetings. The 4-H **Motto**¹³, adopted nationally, is "To Make the Best Better."





Common Word Crossword

4-H has a lot of words that might not get used in other places. See if you can fill in the word that matches each definition!



ACROSS

1. Where you keep track of all your 4-H project work in a year (2 words)
3. Any young person signed up for 4-H
5. I pledge my _____ to clearer thinking
9. Website where adults sign youth up for 4-H (2 words)
10. Adult volunteer who helps youth in 4-H
11. Group of 4-H members who meet regularly to conduct business, learn about projects, do community service, and have fun
13. The 4-H _____: To Make the Best Better
16. Leadership group made of volunteers and youth leaders from around the county (2 words)
17. Event where 4-H youth may exhibit their projects
18. I pledge my _____ to better living
19. Travel opportunity that explores other places with Wisconsin 4-H members (2 words)

DOWN

2. Project or event done by 4-H members to help make the community a better place (2 words)
4. Person who leads and coordinates the county-level program
6. Presentation by a 4-H member where they teach a project-based skill to other club members
7. System that is home to the 4-H program, established by the Smith-Lever Act (2 words)
11. 4-H member in grades K-2
12. Commitment or promise; most clubs recite this to start each meeting
14. I pledge my _____ to greater loyalty
15. I pledge my _____ to larger service

Stuck on a clue? That's ok! You can find the answers on the opposite page!



MY RECORD BOOK



Revised 7/13

The purpose of completing a record book is to: 1.) set goals for yourself 2.) share & record what you've learned 3.) reflect on accomplishments or give thought to how you may or may not do something differently next time. Completing a record book involves learning about and practicing many life/work skills such as communication, record keeping, organization and creativity. You will use these skills throughout your entire life.

Submitting a record book is also the current way to apply for several county-wide awards. (See "Awards" section of this document.) The book should be a reflection of you and your 4-H year. Get started early, take time each month to keep up your book and do your best to keep the book neat while being creative and having fun. Record books are not associated with fair checks in any way.

1. Read the forms so that you know what information you need to collect.
2. Record books should be accurate records, but may include pictures and articles in each project. They should be neat and concise. Creative members can decorate dividers between projects.
3. Records should be for the current project year. (Lifetime Dairy Record Sheet is the only exception.)
4. Records may be handwritten or done on the computer. Informational pages (Table of Contents, 4-H Activity Sheet, Project Record Sheets) must be in one color. Other pages may be decorative and use a variety of colors/media. You may ask your parents to help you, but the work must be your own. Members in grades 3 to 7 may do records in pencil or computer. Members in grades 8 and up are encouraged to use ink or computer. Use ink on front (outside & inside) cover of all record books no matter what grade.
5. Any part of the record which "does not apply," leave it blank.
6. The number of years in 4-H listed on the "My 4-H Activity Sheet" should be the same as listed on the front inside cover.
7. On the "My 4-H Activity Sheet," it is important to fill out the number of club meetings held by your club and how many you attended.
8. Keep track of your time, expenses, work record and income. Can write daily notes on your calendar or on a separate sheet and keep it with your record book to use as a reference when doing the final copy. Take your record book with to club and projects meetings and have your leader help you.
9. All members are encouraged to do a speech or demonstration at a club meeting and be active in their club, county and beyond.
10. The 4-H year is October 1 - September 30. You will need to complete some of your records after the fair.
11. If competing for county awards, all record books must be handed in to your General Leader by the specified date. **All books are to be in the 4-H office by the date specified in the 4-H newsletter. See August / newsletter.**

12. Items **NOT** to include in your record book are:
 - Fair ribbons
 - Any material not related to your project
 - Programs for events
 - Last year's records unless requested
 - Project literature
13. Keep all records for future reference when completing the County-Sponsored Event Form or County 4-H Scholarship, etc.
14. Members may drop projects by notifying the 4-H office and their General Leader by May 1. Otherwise, all project sheets should be in the record book.

PLACE PROJECT RECORD SHEETS IN THIS ORDER:

1. *Table of Contents* - list Project Code Numbers in numerical order with title (Example: 30301-Art 1) and the page number.
2. *Optional...*a picture of yourself and a short paragraph about yourself.
3. *My 4-H Activity* (list title or explanation, and month) - Write the number of **club meetings** you attended.
4. For each project that you are enrolled in for the current 4-H year, put in the following order to be nominated for that project award.
 - a. *Project Record Sheets* in project code order (as in the Project Guide).
 - b. *Project Information Sheet*
 - c. *Project Pictures and/or Clippings*. Must submit one picture per project with caption. Clippings should pertain solely to your project and your **name** should be **underlined** or **highlighted** in the clippings. Pictures/clippings page may be decorative.
5. *Club Pictures and/or Clippings*.
6. *County, District and/or State Pictures and/or Clippings*.
 PICTURE AND/OR CLIPPINGS SHEETS ARE THE PLAIN WHITE SHEETS OF PAPER. YOU MUST TITLE THE PAGE AND TITLE EACH CLIPPING. May add decorative additions and use of color.
7. After completing your record book, give it to your club’s general leader. He or she will complete a “Member/Leader Record Book Check Sheet” and turn your book along with the sheet into the 4-H office.

AWARDS

By submitting a record book, you are competing for the following awards. These awards are based on information you provide in your record book.

■ **Rookie Boy:**

Outstanding achievement in overall club work for a first year member. Member can be in any grade. (First year members are recommended to take up to three projects.)

■ **Rookie Girl:**

Outstanding achievement in overall club work for a first year member. Member can be in any grade. (First year members are recommended to take up to three projects.)

■ **4-H Achievement Award:**

The Marinette County 4-High Achievement Award is open to any member except the Rookie Award recipients. It is for a member who is very active in club and county activities and submits an exceptional record book. Based on overall book information. May receive award only once in each grade division: Beginner (Grades 3-5), Junior (Grades 6-7), Intermediate (Grades 8-9), and Senior (Grades 10+).

■ **Project Achievement Awards:**

As evidenced through the member's record book, member has shown growth and achieved or excelled in a project.

□ **5 Year Project Award:**

As marked in front cover, member has achieved five (5) times in one (1) project.

□ **10 Year Project Award:**

As marked in front cover, member has achieved ten (10) times in one (1) project.

■ **Golden Book Award:**

Excellence in record keeping, neatness, accuracy and content. Decorative additions will not affect judging. Up to three (3) awards given each year.

Achievement Day - Awards are determined by a group consisting of one leader per club who review record books. Awards are given out at the annual 4-H Achievement Day.

4-H CLUB MEMBER'S RECORD BOOK CHECK SHEET

Name: _____

Grade in school: _____

Club: _____

Years in 4-H: _____

All information should apply to the present October 1 to September 30 4-H year.

GENERAL INFORMATION

Maximum Score

Member's Score

A. Record Keeping

1. Front cover complete (inside and out)	1	_____
2. Book in order	1	_____
3. Includes all projects	1	_____
	_____	_____ = A
	3	

B. 4-H Club Attendance

1. Attended at least 50% of club meetings	1	_____
	_____	_____ = B
	1	

C. Activities

Taken from "My 4-H Activities" record book sheet. Add 1 point for each activity (club, county, district, state)	Max of 52	_____ = C
---	-----------	-----------

D. TOTAL (add A + B + C)

	Max of 56	_____ = D
--	-----------	-----------

Comments:

Leader's Signature: _____