



Marinette County

Courthouse
1926 Hall Avenue
Marinette, WI 54143
Phone: 715-732-7510

If you will need any type of accommodation or assistance as you attend any UW-Extension sponsored event, please contact the host county or Scott at the Marinette County office at least two days prior to the event. All requests will be confidential.

Scott Reuss
715-732-7510
1-877-884-4408
cell 715-923-0807
scott.reuss@ces.uwex.edu

Sarah Mills-Lloyd
920-834-6845
sarah.mills-lloyd@co.oconto.wi.us

An EEO/Affirmative Action Employer, University of Wisconsin-Extension provides equal opportunities in employment and programming, including Title IX and ADA requirements.

May 2018 Newsletter

Going from blizzard conditions to needing to plant is a bit extreme for anyone, but that is where we find ourselves this year. Every farm had extra costs and time associated with the storm, but a few farms experienced severe physical and financial losses and heartache as animals perished under collapsed roofs or suffocating drifts. The recovery efforts will last a long time, and the health effects on milking herds may last even longer. Each farm will go through an individualized process of recovery, but try not to forget your own, your family's, and your employees' mental health. There are resources to help. Anyone is always welcome to contact any UW-Extension Agriculture Agent to assist or to refer. If you prefer to work with someone outside of the local area, I would suggest contacting the WI Farm Center, as they have professionals who work with stress issues on a full time basis. You can reach the Wisconsin Farm Center at 800-942-2474, Monday through Friday from 7:45 a.m.- 4:30 p.m.

Scott Reuss

Newsletter Table of Contents

Page 2	Oconto Cty Breakfast on the Farm flier
Pages 3-6	IOH Lighting, Marking Publication (please use as a reminder as we approach heavy duty on the road season)
Page 7	Document blizzard losses, FSMA, Dubuque Silage Conf.
Page 8	Dairy Margin Protection Program Sign up & Workshops

Calendar of Events

May 9	9:30	Coleman	MPP Workshop (pg. 8)
May 10	1 pm	Shawano	MPP Workshop (pg. 8)
May 12	9:30	Gillett	YQCA for 8-11 year olds
	9 am	Harmony	Wildflower Walk
May 17	6:30	Harmony	Peppers in the Home Garden
May 19	a.m.	Harmony	Plant Sale & Plant Pest Clinic
May 31	day	Clintonville	Strawberry Growers' Field Day
June 10	8-1	Suring	Oconto BOTF (pg. 2)
June 24	7:30 -12	Grover	Marinette BOTF (next newsletter)

Interested in Field Research this year?

I have a multitude of state-wide projects for which Oconto or Marinette County field sites would be welcome. Let me know if you are interested in these topics or I will help design a way to answer your ??'s:

- Adaptive Nitrogen Management in Corn
- Starter (or Pop-up) fertilizer challenge
- Soybean and alfalfa seeding rate studies
- Manure sampling study

2018 Oconto County Breakfast on the Farm

When: June 10, 2018

Time: 8:00 a.m. – 1:00 p.m.

Where: Sunrise Dairy
9101 State Hwy 32
Suring, WI 54174

Cost: Adults – \$8.00
Children (4-10) – \$4.00
Children 3 and under – FREE

Presale tickets available at:

Peshtigo National Bank: Coleman, Gillett and Oconto Falls branches
N.E.W. Credit Union: Oconto, Oconto Falls and Suring branches
Lena Fast Stop
Suring Dollar Value Store

Sunrise Service at 7:00 a.m.

Menu:

All you can eat scrambled eggs with cheese and ham, pancakes, sausage, yogurt, apple slices, cheese, milk, orange juice, coffee, water, and ice cream sundaes.

Entertainment:

- | | |
|-------------------------|----------------------------|
| Pedal Pull | Inflatable Bouncers |
| Wagon Farm Tour | Antique Engine Demo |
| Ice Cream Making Demo | Wagon Rides |
| Numerous Kid Activities | Strolling Entertainment |
| Antique Tractor Display | Petting Zoo |
| O'Harrow Trained Dogs | Giant Sand Box |
| Chainsaw Artist | Live Music—Wilber Brothers |
| Addie the Cow | |

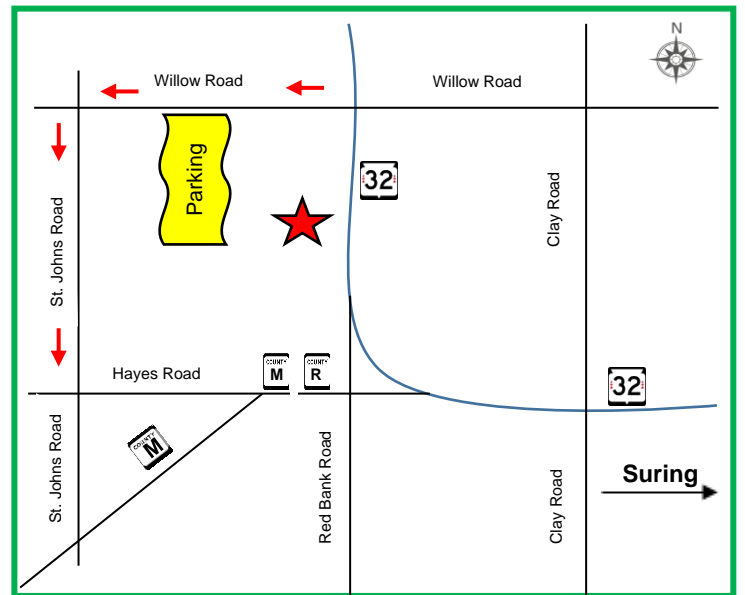
Contact Information:

Jordan Rank – (920) 598-0350
Bobbie Windus – (920) 604-1687



Sunrise Dairy—Hischke Family

Lane, Dan
David, Nancy
Erin, Ella, Ethan
Tucker, Elenore
Kayla, Aubrie, Elizabeth, Luke, Robin, Carter, Joe, Kallie



Directions to Farm:

= Breakfast Location = Parking
No parking on State Hwy 32. One-way traffic on Willow Road and St. Johns Road during event. Follow traffic signs.

2017 Generous Donations Provided By:

Platinum	Gold	Silver	Bronze	
24/7 Well & Pump Service Beaver Machine BelGioioso Cheese Inc Bobcat Plus Caroline Implement Electrical Service and Supplies Green Bay Dressed Beef Greenstone FCS Holtger Brothers Inc Landis Excavating Oconto County Dairy Promotions Riesterer & Schnell Springside Cheese Corp Vanderloop Equipment Waste Control Service Inc	5 Corners Sportsman Club A & J Livestock BMO Harris Bank Buhrandt Farms Inc Casey Boye-Rural Mutual Insurance Cornette Farm Supply/Vita Plus Country Visions Cooperative Dair-Ray Veterinary Service FarmFirst Dairy Cooperative Foremost Farms USA Forest Construction Company Hertees Hoida Construction Hometown Veterinary Clinic LLC HSHS St. Clare Memorial Hospital and Prevea Health Jagiello Dairy Farm LLC Kallies Electric Inc Keller Inc Kozlovsky Dairy Equipment Inc Land O'Lakes Lena Snow Drifters Inc Maple Valley Mutual Insurance Co Mullins Cheese Nicolet Farms Inc Oconto Electric Cooperative Oconto Falls Lioness Club P&D Sales and Service LLC Peterson's Dairy LLC Ranks Northern Distribution Saputo Cheese Seneca Foods Corporation Suring FFA Alumni The Dairy Barn United True Value Valley Veterinary Clinic Witt's Piggly Wiggly Zeamer's Welding LLC	Agropur AgSource Alsteen Farms LLC Badger Bouncers Badgerland Cattle Company Blazei Hooftrimming LLC Bucholz Oil LLC C&L Contracting Inc Circle R Mink Ranch LLC Coleman United Cooperative Shipping Association Dairy Department Inc Dan Risner & Son Excavating LLC Deans Foods DeLaval Dairy Service Dennis Schroeder Trucking Dumke Sales & Service Equity Cooperative Livestock Sales Association Falls Family Restaurant Fermented Nutrition Corp Gendron's Inc Gerbers LLC Gillett Civic Club Gillett Lions Club Gillett Shell Graef Transport Inc Graetz Manufacturing Inc Insight FS Intensive Dairy Care Inc KBM Construction Inc Kohls Dairy Farm LLC Legacy Seeds Inc Lena Fast Stop Lena Northwoods Sporting Goods	Meatski's Merrill Equipment Meyer Farm Equipment N-K-S Tire Sales & Service Oconto County Lumber Inc Oconto County Health Mart Pharmacy Oconto Falls Sno Jokers Snowmobile Club Ouworn Construction Corp Pats Market Patz Corp Peshtigo National Bank Peterson Ford Poms Services Quality Sandblasting & Coating LLC Reinhart R-Store Gillett Seed Concepts Inc Splan Nutrition Consulting St. Louis Concrete Stephenson National Bank & Trust Sunrise Dairy LLC Suring Milling The Brothers Three-Oconto Tilth Agronomy Group Inc Tim's Harvesting LLC United Cooperative United Plumbing & Heating Vine Vest North Inc Corp Insurance Wisconsin Building Supply WOCO Radio Yoap & Yoap Auction & Real Estate Zahn's Farms LLC Zeitler Agri-Center Inc	ANIMART Burger King of Oconto Falls Chrysler World Inc Comins Construction CoVantage Credit Union Dimension Lumber Co Diversified Woodcrafts Inc Dufeck Livestock Trucking LLC Fritsch Equipment Corp Gillett Business Association Gruetzmacher Funeral Home Hischke Trucking Inc Legacy Funeral Chapels Lena Mini & Modified Tractor Pullers Magnin Landscape LLC Margie Daul State Farm MCS Distribution Inc Meunier's True Value Mills Fleet Farm N.E.W. Credit Union Northstar Cooperative Nutrition Professionals Inc Peshtigo Times/Times Saver

Lighting and Marking Requirements for Implements of Husbandry

Lighting and marking of implements of husbandry (IoH) are valuable safety features when operating on public roads. New regulations will take effect November 1, 2015 but may be followed at the present time. Many pieces of farm machinery have already been manufactured with the lighting and marking requirements that are now reflected in Wisconsin law.

What are Hours of Darkness?

Hours of Darkness is the period of time from one-half hour after sunset to one-half hour before sunrise and all other times when there is not sufficient natural light to render clearly visible to any person or vehicle upon a highway at a distance of 500 feet. Wisconsin law does not define hours of daylight.


Current lighting and marking requirements are during hours of darkness.

New wide IoH requirements for lighting require lights to be activated at all times vehicle(s) are operated on the highway.

SMV emblems are required at all times.

SMV Emblem Requirement

A slow-moving vehicle (SMV) emblem is a required marking on any type of IoH, including animal drawn, that *usually* travels at speeds less than 25 mph. It is to be **displayed at all times** on the most visible rear area of the vehicle or combination of vehicles. If a SMV emblem on a power unit is visible from rear and in compliance, then the towed units are not required to have an SMV emblem. It is allowable for two or three vehicle combinations to have more than one SMV emblem.



Retroreflective materials have glass beads or prismatic reflectors manufactured in the material. When a vehicle's headlights shine onto this material, the light is reflected. This provides an increased visibility as the marking material appears brighter. The outer red part of this SMV emblem is retroreflective while the inner orange part is a non-reflective material.

Current Lighting and Marking Requirements for *all* IoH

Lights or lamps in the table below must be activated when operating on the road or parked in the right-of-way during **hours of darkness**.

<p>Self-propelled IoH and farm tractors</p>	<ul style="list-style-type: none"> • 2 white headlights • At least 1 red tail lights. If purchased with 2 red tail lights, both must be working. Tail lights are to be mounted 20-72 inches off the ground. • Work lights are prohibited for use on road or when parked in right-of-way.
<p>Towed IoH</p>	<ul style="list-style-type: none"> • 2 red tail lights or 2 red reflectors on the rear. (If manufactured before 1984, these IoHs are allowed to have only 1 red tail light or 2 red reflectors on the rear.) • Towed IoH that is more than 4 feet wide to the left side of the hitch must have an amber reflector, at the widest point on the left side, facing forward to warn on-coming traffic.
<p>3-vehicle trains</p>	<ul style="list-style-type: none"> • 1 red light or 1 red or amber reflector must be located on each side of every vehicle in the train. Light or reflector must be visible from a minimal distance of 500 feet.
<p>Animal-drawn vehicle</p>	<ul style="list-style-type: none"> • 1 white lamp visible from the front • 2 red lamps or lanterns visible from the rear marking the width of the vehicle visible for 500 feet and mounted to indicate extreme width of the vehicle.

New *Wide IoH* Lighting and Marking Requirements (Effective November, 2015)

What is a wide IoH?

Any **IoH exceeding 15 feet in total width or that extends over the center** of the roadway into a lane intended for the opposite direction of travel. Width is determined by the widest measurement of the equipment in a highway transport configuration.

A town road may have a roadway of 18 feet. This means at 9 feet an IoH vehicle or vehicle combination meets the definition of a wide IoH. Standard lane width for a county or state roadway with a marked center-line is 11 feet. It is important to know your route and roadway factors that may require additional considerations for wide IoH.

In addition to the current requirements for lighting and marking, the following requirements apply at all times when wide IoH vehicle or vehicle combination is operated or parked on a highway:

Self-propelled IoH including farm tractors in excess of 12 feet:

Must be equipped with a 360-degree yellow or amber rotating strobe or beacon light, mounted at the highest practicable point **or** 2 flashing amber lights visible to the front and rear and

Note: Any attachment to a self-propelled IoH or farm tractor is included in the vehicle's width.

Wide IoH must have:

- At least 2 amber flashing warning lamps, visible from both the front and rear. Must be mounted, as nearly as practicable, to indicate the extreme width but not more than **16 inches** from the lateral extremities.
- Red retroreflective material, visible to the rear and mounted within **25 inches** of the extreme left and extreme right of the IoH, spaced as evenly as practicable.
- At least 2 strips of yellow retroreflective material visible to the front. On left and right sides of IoH, the outer edge of this material shall be mounted within **16 inches** of the extreme left and extreme right of the IoH.
- At least 2 red tail lamps mounted to the rear of the IoH, or as close to the rear as practicable. These lamps are not required to be wired to light when headlamps or other lamps are activated. This provides for the use of battery powered tail lamps.
- A slow-moving vehicle (SMV) emblem.

IoH wider than 22 feet, must have all wide IoH lighting and marking. In addition, when traveling greater than 0.5 miles, an escort vehicle with hazard lights activated, is required. On a highway with:

- one lane of travel in each direction, the escort vehicle shall operate ahead of the wide IoH.
- more than one lane for travel in each direction or on a 3-lane highway, escort vehicle shall operate behind wide IoH.

Wide IoH Lighting and Marking Exemption

At times other than hours of darkness, a **wide IoH** may be operated on highway without additional lighting and marking requirements if *all of the following apply*:

- is accompanied by an escort vehicle same as for IoH wider than 22 feet.
- has 2 orange or red flags, not less than 12 inches square, attached to the rear of the wide IoH, or as close to the rear as practicable to mark extreme left and extreme right of IoH.

Agricultural IoH Train (3 IoH vehicle combination), require one of the following on each side of each vehicle in the train:

- One red or amber light
- One red or amber reflector

The use of a red or orange flag has been rescinded.

If the power unit for an agricultural train is a farm truck, motor truck or agricultural commercial motor vehicle; the power unit is required to meet lighting and marking requirements as a motor vehicle. The towed IoH in the agricultural train would need to meet the above marking requirements plus an SMV emblem on rear most visible vehicle.



Trailing IoH

Act 15, passed in April 2015, included provisions for transporting IoH on trailer or semi-trailer from farm to field, field to field or farm to farm.

An IoH of any width can be transported during hours other than hours of darkness. During hours of darkness, the maximum width for any IoH being transported by trailer is 8 feet 6 inches.

IoH being trailered must comply with these wide IoH lighting and marking requirements:

- Yellow and red retroreflective tape
- 2 flashing amber warning lights, visible to the front and rear, activated
- SMV emblem

In addition, for self-propelled IoH and farm tractors exceeding 12 feet in width, an amber strobe or beacon or 2 flashing amber warning lights visible to front and rear must be activated.

During transport IoH headlights should not be activated.

This information was prepared by the Education and Outreach Committee of the IoH Study Group, representing Wisconsin Department of Transportation, Wisconsin Department of Agricultural Trade and Consumer Protection, University of Wisconsin Extension/Madison, Wisconsin Farm Bureau Federation, Wisconsin Towns Association, Professional Nutrient Applicators Association of Wisconsin, Wisconsin Custom Operators and Wisconsin Independent Business Agri-Business Coalition. For legal reference, see Wisconsin State Statutes available at <http://legis.wisconsin.gov/rsb/stats.html>

August, 2015.



Rules of the Road

Changes to the law provided clarity in regards to wide IoH. Wide IoH with required lighting and marking requirements may:

- Extend over the center of road into the lane intended for travel in opposite direction.
- Extend into passing lane on a 3-lane highway.
- Extend into another lane intended for travel in the same direction, if it does not impede other vehicles from the rear.

However, operators :

- Must yield the right-of-way to an oncoming vehicle and yield half the roadway.
- May not drive on the left side of the roadway on a grade or curve or area designated as no passing zone if it creates a hazard to oncoming traffic.
- May not drive so slowly as to impede the normal movement of traffic.
- Must, if practicable, yield the roadway to an overtaking vehicle.

The ability for motorist to pass an IoH or Ag CMV in a no-passing zone was repealed by Act 377 in 2014.

Operator Considerations

While these items were not impacted by WI Act 377, it is important to know that:

- A valid driver's Wisconsin Class D license **is not** required when operating IoH on a highway between fields or between a farm and a field. Operating IoH in special events or in place of a motor vehicle does not meet the IoH definition of used exclusively in agriculture and a valid Wisconsin Class D driver's license is required.
- Youth may operate IoH on public roads after completing a Wisconsin Safe Tractor and Machinery Certification program. Youth working for their parents or guardians must be 12 years of age to enroll in these programs. Youth employed under Hazardous Occupation Order for Agriculture must be at least 14 years of age to receive certification. This certification does not allow the youth to drive motor vehicles for farm work on highways.
- Operators are responsible to understand and follow rules of the road the same as motor vehicle operators. This includes the responsibility to warn or signal motorists of their intent to turn at all times. Turn signal lights are acceptable but not required. Hand signals are also acceptable.
- While seatbelts are not required for self-propelled IoH or farm tractors, when operating these vehicles with roll-over protective structures (ROPs), operators should wear their seatbelt when operating on or off the highway.
- It is the responsibility of the owner/lessee of the equipment to be sure equipment meets safety requirements and has proper permits as required.
- The *Wisconsin Motorist Handbook* is available at <http://www.dot.state.wi.us/drivers/drivers/apply/handbook.htm>

How to Document Blizzard Losses for FSA

Producers who suffered excessive livestock death losses and grazing or feed losses due to our April blizzard may be eligible for disaster assistance programs through the USDA Farm Service Agency (FSA). The Livestock Indemnity Program (LIP) offers payments to eligible producers for livestock death losses in excess of normal mortality due to adverse weather and the Emergency Assistance for Livestock, Honeybees, and Farm-Raised Fish Program (ELAP) provides emergency relief for losses due to feed or water shortages, disease, adverse weather, or other conditions, which are not adequately addressed by other disaster programs.

To participate in LIP, producers will be required to provide verifiable documentation of death losses resulting from an eligible adverse weather event and must submit a notice of loss to their local FSA office within 30 calendar days of when the loss of livestock is apparent. To participate in ELAP, producers must submit a notice of loss to their local FSA office within 30 calendar days of when the loss is apparent and should maintain documentation and receipts.

Producers should record all pertinent information regarding livestock losses, including:

- Documentation of the number, kind, type, and weight range of livestock that have died, supplemented if possible by photographs or video records of ownership and losses;
- Rendering truck receipts by kind, type and weight - important to document prior to disposal;
- Beginning inventory supported by birth recordings or purchase receipts;
- Documentation from Animal Plant Health Inspection Service, Department of Natural Resources, or other sources to substantiate eligible death losses due to an eligible loss condition;
- Documentation that livestock were removed from grazing pastures due to an eligible adverse weather or loss condition;
- Costs of transporting livestock feed to eligible livestock, i.e. receipts for equipment rental fees for hay lifts and snow removal;
- Feed purchase receipts if feed supplies or grazing pastures are destroyed;

For more information on these programs and documentation requirements, visit www.fsa.usda.gov/disaster or contact the Oconto-Marinette FSA office at (920) 829-5406 Ext. 2.

Iowa- Wisconsin Silage Conference Slated for June 21 in Dubuque

Iowa State Extension and UW Extension will host the Iowa-Wisconsin Silage Conference on Thursday June 21 in Dubuque. The conference will feature presentations from both academic and industry experts who will speak on a wide variety of topics related to growing and using quality corn silage.

Online registration and agenda are available for the conference at <http://www.aep.iastate.edu/silage/>. Cost for the event is \$50 if registering prior to midnight on June 14, and \$75 after that date. Registration includes lunch and refreshment breaks. For assistance with registration, receipts, cancellation or questions contact Program Services at 515-294-6429 or anr@iastate.edu.

The conference events begin at 9:30 a.m. at the Best Western Plus Dubuque Hotel and Conference Center. Sessions will cover quality corn silage before, during and after harvest, characteristics of corn varieties for silage, molds and mycotoxins in silage and pricing corn silage. There will be concurrent sessions in the afternoon, with participants being able to choose between four distinct 30-minute conversations. The conference will conclude with presentations on machinery efficiency and corn silage safety and adjourn at 3:30 p.m.

Update on the Food Safety Modernization Act Produce Safety Rule

With the first set of compliance dates for the Produce Rule now passed, and subsequent compliance dates hovering on the horizon, many growers are asking for more clarity on what to expect for initial inspections. WI DATCP will be responsible for enforcing the Produce Safety Rule in Wisconsin. Before inspections begin, DATCP plans to work with growers to adopt the rule in a way that makes sense for all growers and to stress education versus enforcement. An updated summary of DATCP's approach to the Produce Safety Rule can be found at: https://datcp.wi.gov/Pages/Programs_Services/SafeWisconsinProduce.aspx

Growers have additional resources to help them become more knowledgeable about the Produce Safety Rule and become more effective in their ability to comply with the regulation. Produce Safety Alliance Trainings have been held across the state and will be offered again after the growing season. Second, growers will have the opportunity to request an on-farm readiness review. These walkthroughs will be purely educational and allow growers to learn more about where they may be falling short in terms of compliance with the regulation. Through the link above there is a place for growers to enter their information in a [Safe Wisconsin Produce Grower Questionnaire](#), which includes a place to request one of these reviews.

Lastly, both the DATCP Produce Safety website and the UW-Extension Produce Safety website (<http://labs.russell.wisc.edu/farmfoodsafety/>) provide tools for growers. This includes a tool from DATCP to walk growers through questions to determine if they are covered by the rule (<https://form.jotform.com/80165862312150>) and UW's tools to help qualified exempt growers to maintain compliance. If you have any questions, do not hesitate to reach out to Dr. Erin Silva, Organic and Sustainable Cropping Systems Specialist, at emsilva@wisc.edu.

Dairy Margin Protection Program B 2018 Changes, Sign Up, & Workshops

The Dairy Margin Protection Program (MPP) is a crop insurance like product currently available to dairy producers. The program's logistics were changed fairly significantly for 2018 via the Bipartisan Budget Act of 2018. Due to the changes, all dairy producers that want to be involved in the MPP are required to register for coverage through their Farm Service Agency office prior to June 1. Even producers who have been involved in the program and registered last fall need to re-register. Any dairy producer not signing up for MPP between now and June 1st will not be involved in MPP for 2018.

MPP is designed to allow producers to insure that the margin does not get too small. The margin is the difference between the national milk price (per 100 lbs.) and a calculated cost of feeding a dairy cow to produce that milk. It is an important number as it is the money a farm has to pay for everything on the farm other than the feed. MPP allows producers to insure up to 90% of their historical milk production at margin protection levels of between \$4 and \$8.

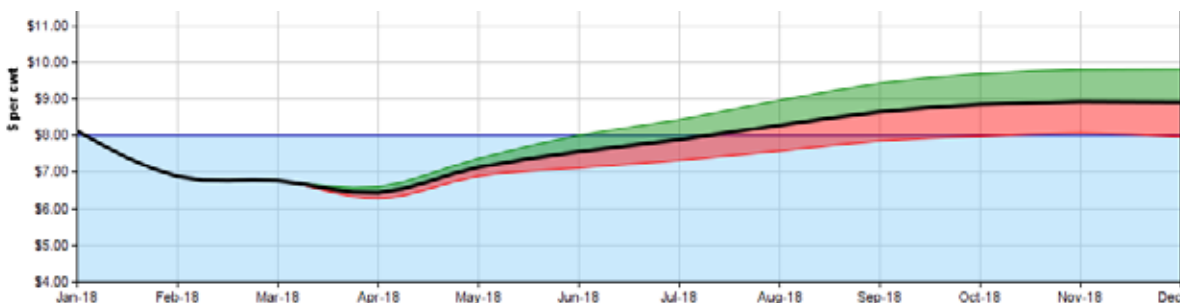
The recent changes worked in producers' favor by decreasing the premium costs and increasing the number of payment calculation windows from 6 to 12. Another significant factor is that the current registration period is retroactive for all of 2018 production. The margins for January and February are known, with February's being only \$6.88; and March & April margins are also both expected to be about \$7. Another change made to the program was that Tier 1 coverage was extended from 4 million to 5 million lbs. of milk production. Tier 1 has significantly lower premium levels than Tier 2 (all milk produced over 5 million lbs annually).

Producer Decision Point: To sign up for the MPP, the farm needs to register and decide a coverage level, in \$0.50 increments from \$4 to \$8. The \$4 basic coverage has a \$100 administrative fee associated with it and no other premiums. Tier 1 production has only the \$100 administrative fee up to \$5 margin coverage and then has increasing premiums, up to 14.2 cents per milk cwt. at the \$8 margin level. Premium charges will need to be paid by September 1. Due to the known information for February, March, and April, nearly all producers are likely to sign their Tier 1 production up for the \$8 coverage level, as their premium payments will result in a net positive overall return on investment.

Tier 2 production is a bit different picture, as the premiums are relatively high in comparison to the anticipated return (at least based on current data and projections). If you are considering any type of buyup coverage, it is worth your time to visit either the official USDA MPP resource, at <http://www.fsa.usda.gov/mpptool/> or visit the UW web page focused on this information, at <https://dairymarkets.org/MPP/> so that you get the complete range of current projections and premium options.

Local Workshops on May 9 & 10

Anyone interested in learning more about MPP or wants more information prior to registering for this year have two local workshops they can consider attending. One will be held at the Pound Town Hall (east edge of Coleman on Cty. Hwy. B) on Wednesday, May 9 starting at 9:30 a.m. The other will be held in the Shawano FSA office (603A Lakeland Road) on Thursday, May 10, starting at 1 p.m.



The colored bands show the middle 50% probability interval for forecast margins. There is a 25% chance that the margin could be above the green band and a 25% chance that the margin could be below the red band. The graph data and probabilities are calculated from futures market data available on 05/01/2018.

Up to date projections of MPP calculated margins for 2018, showing that Tier 1 premiums at \$8 coverage will pay you back.